



CITY LIVING



E2511/3 Carlton Street Chippendale NSW

1  1  1 

The elevation of this sundrenched apartment creates a mesmerising panorama that's a stunning backdrop to living spaces embedded with luxury finishes. In One Central Park, it's at the epicentre of a new dimension in sophisticated inner city living.

KEY FEATURES

The layout - Floor to ceiling glass and a cantilever balcony ensure the living area and stunning bedroom are bathed in 180° views from the Eastern Suburbs, over Botany Bay and the airport to the Southern Highlands.

The features - A chef's inline gas kitchen, stunning designer ensuite, Euro laundry and discreet built-ins are

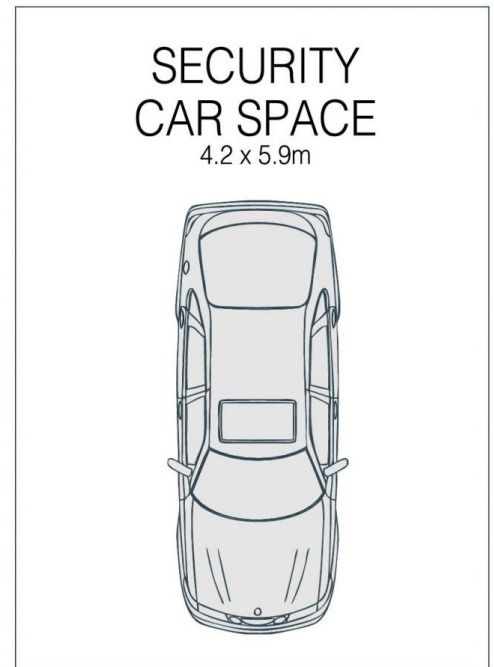
[For full version visit the website](https://www.cityliving.com.au)

Type : Apartment
Building Size : 52 sqm
Land Size : 75 sqm
View : <https://www.cityliving.com.au/sale/nsw/sydney-city/chippendale/residential/apartment/7223435>



Tasman Fallshaw
02 8248 9104

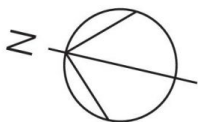
<https://www.cityliving.com.au>



BASEMENT

LEVEL TWENTY-FIVE

E2511/3 CARLTON STREET, CHIPPENDALE



Scale in metres. Indicative only. Dimensions are approximate.
 All information contained here in is gathered from sources we believe to be reliable.
 However we cannot guarantee its accuracy and interested persons should rely on their own enquires.